



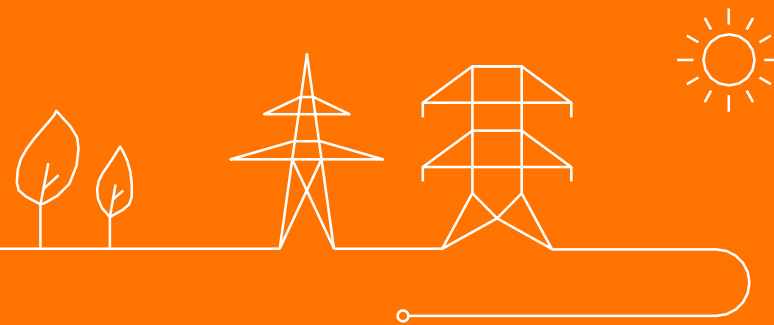
MARI & iCAROS phase 1 Bidding submission

Implementation guide

07/02/2023 | Training BSP & SA


Implementation

Technical presentation of the new bidding tool




Agenda

1. Implementation – mFRR and redispatching bid message
2. Process – Submission of mFRR energy bids or redispatching bids
3. Process – Submission of mFRR supporting group
4. Process – Submission of mFRR prequalification bids
5. Demo



Agenda

1. **Implementation – mFRR and redispatching bid message**
2. Process – Submission of mFRR energy bids or redispatching bids
3. Process – Submission of mFRR supporting group
4. Process – Submission of mFRR prequalification bids
5. Demo



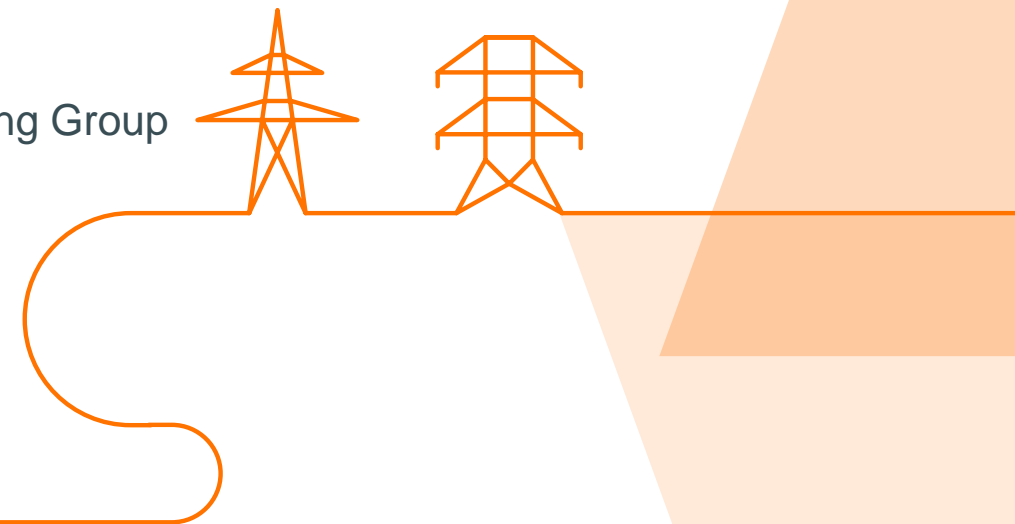
Implementation

mFRR energy bids and redispatching bids can be set through two channels:

- Exchanges of json messages via the **External Communication layer**. Information related to the external communication layer and the json messages can be found in the Technical Guide.
- sending of an excel file via the **BIPLE web interface**. Information related to the BIPLE web interface can be found in the BIPLE user manual.
- Each message contains all bids related to Day D for a specific Providing Group

Link:

- [BIPLE Demo environment](#)



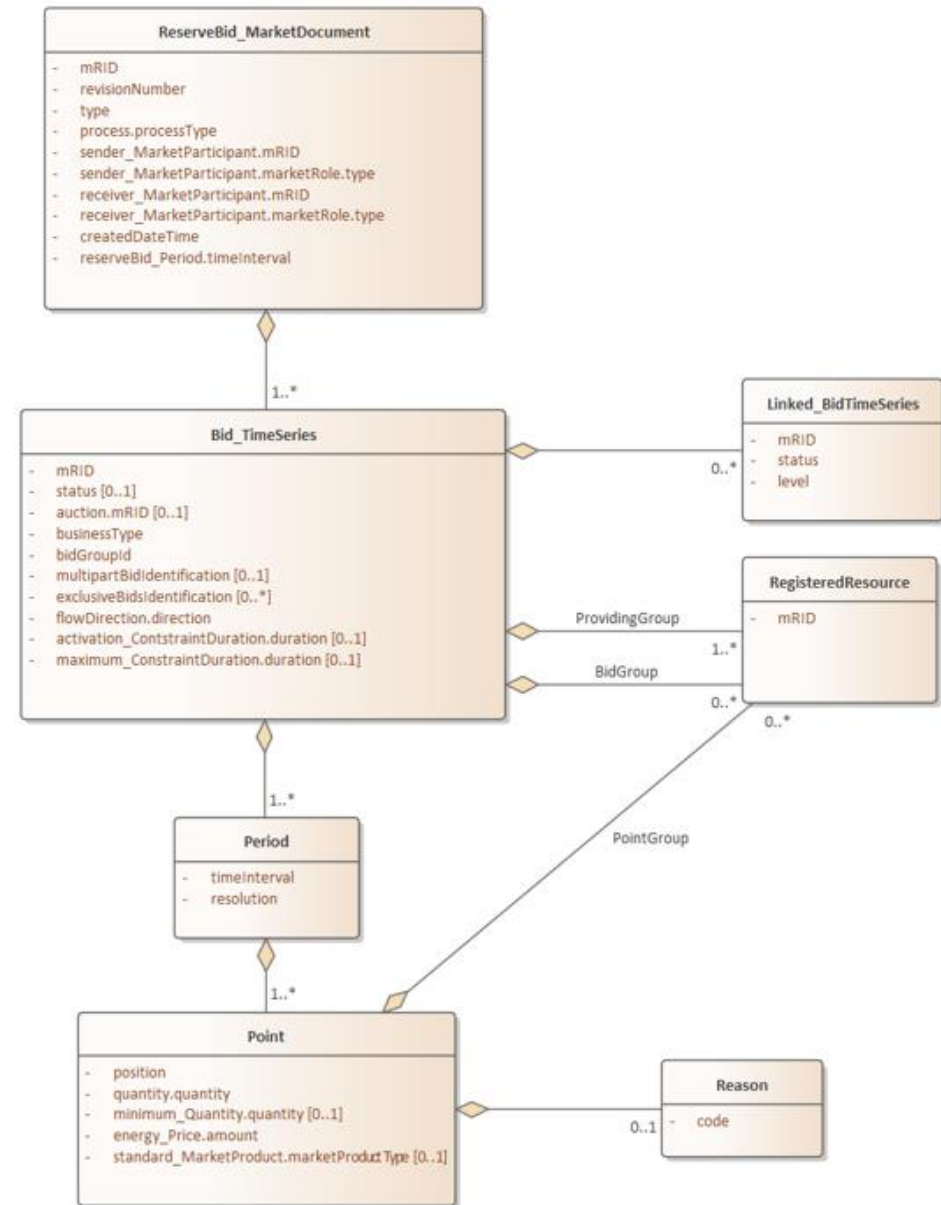
Implementation

mFRR energy bid or redispatching bid message

A bid message (ReserveBid_MarketDocument) contains all the timeseries related to a Providing Group.

Each timeserie consists in a list of mFRR Energy Bids or redispatching bids (called points). Bid groups are identified via a Bid Group ID at the level of the timeseries.

Specifications of the ReserveBid_MarketDocument message can be found in the Technical Guide.



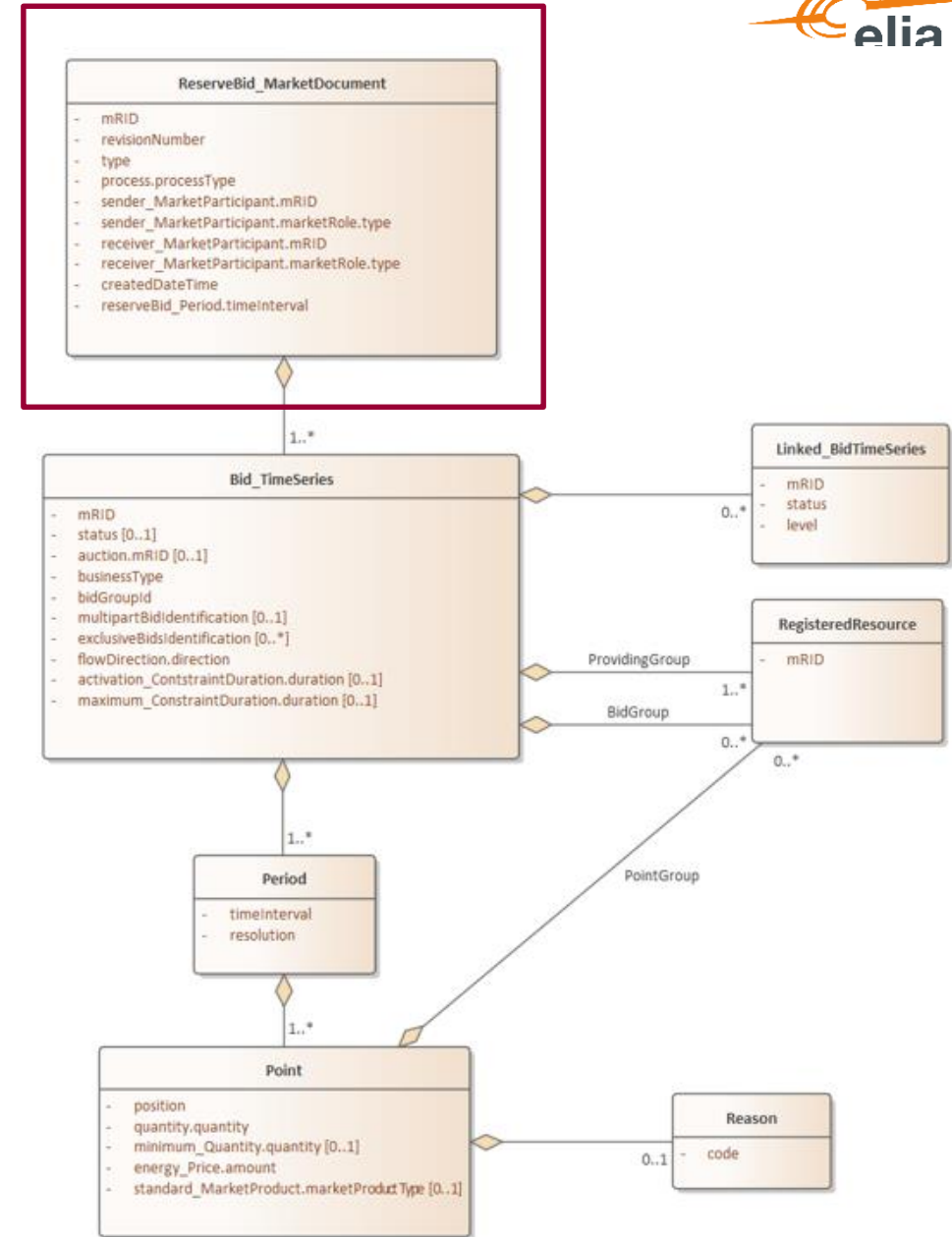
Implementation

mFRR energy bid or redispatching bid message

The mFRR or redispatching bid message is covering one Providing Group and one day* and has the following attributes :

- **mRID** of the message : the mRID must be reused when updating the concerned bids
- **revisionNumber**: the revisionNumber must increase when updating the concerned bids
- General information about BSP and Market Parties
- **List of time-series**: mFRR or redispatching bids should be grouped in timeseries. A timeserie is composed of consecutive bids exclusively contracted or non-contracted, having the same direction and being in the same bid group.

*When updating a Bid message during the day, all bids as of the current quarter-hour must be included. Previous quarter-hours are allowed but will be ignored by Elia.

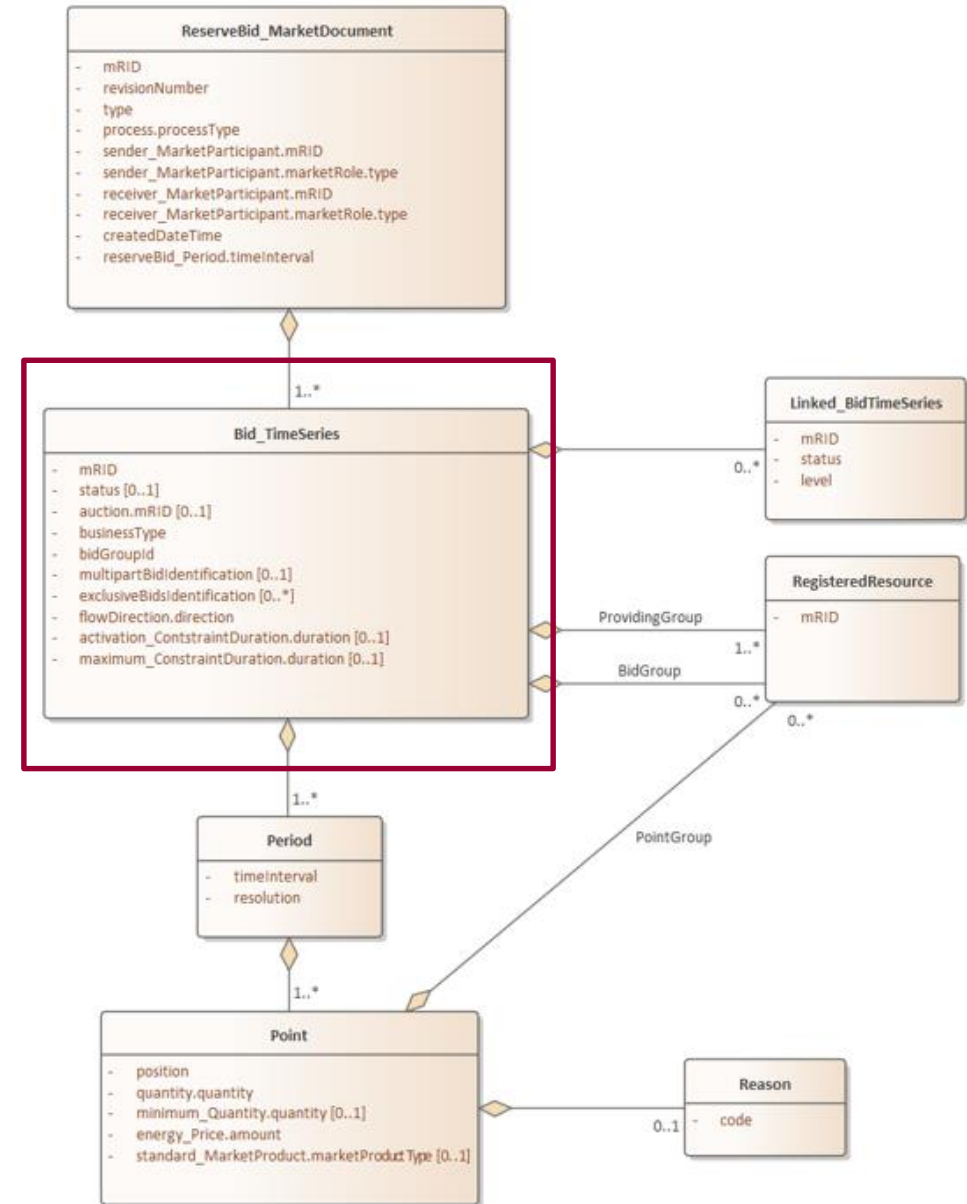


Implementation

mFRR energy bid or redispatching bid message

A timeseries has the following attributes :

- **mRID** of the timeseries : must be reused when updating the concerned bids.
- **status** : active or cancelled. Cancelled time-series should be send in all consecutive updates and will be ignored by ELIA.
- Auction.mRID : **contracted** or **non-contracted** (*only mFRR*)
- **bidGroupId**: ID of the bid group. Several timeseries can have the same bid group ID while respecting the rules detailed in the Technical Guide.
- **ProvidingGroup**: list of Delivery Points in the Providing Group. The list should be the same across all time-series of the message.
- **BidGroup**: list of Delivery Points related to the Bid Group. The list should be the same across all time-series having the same bid group ID. Optional
- **Direction**: Up or Down

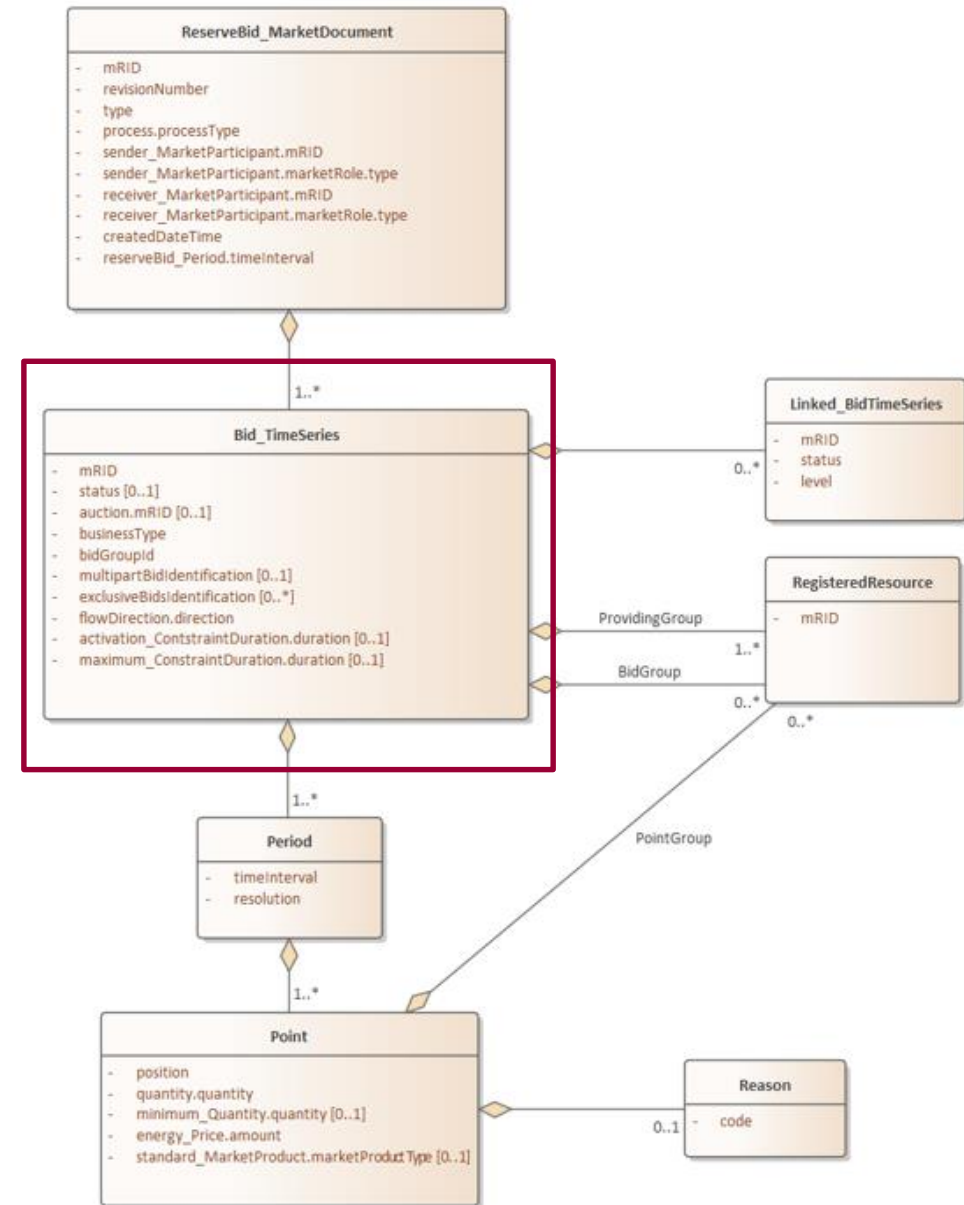


Implementation

mFRR energy bid or redispatching bid message

A timeseries has the following attributes :

- multipartBidIdentification: Identification of the **parent-child group** to which the Bids belong
- exclusiveBidIdentification: Identification of the **exclusive group** to which the Bids belong
- List of Linked_BidTimeseries: The list of **conditionally linked bids**
- activation_ConstraintDuration: the **full activation time (FAT)** (only redispatching)
- Maximum_ConstraintDuration: the **maximum activation time (MAT)** (only redispatching)
- List of bids



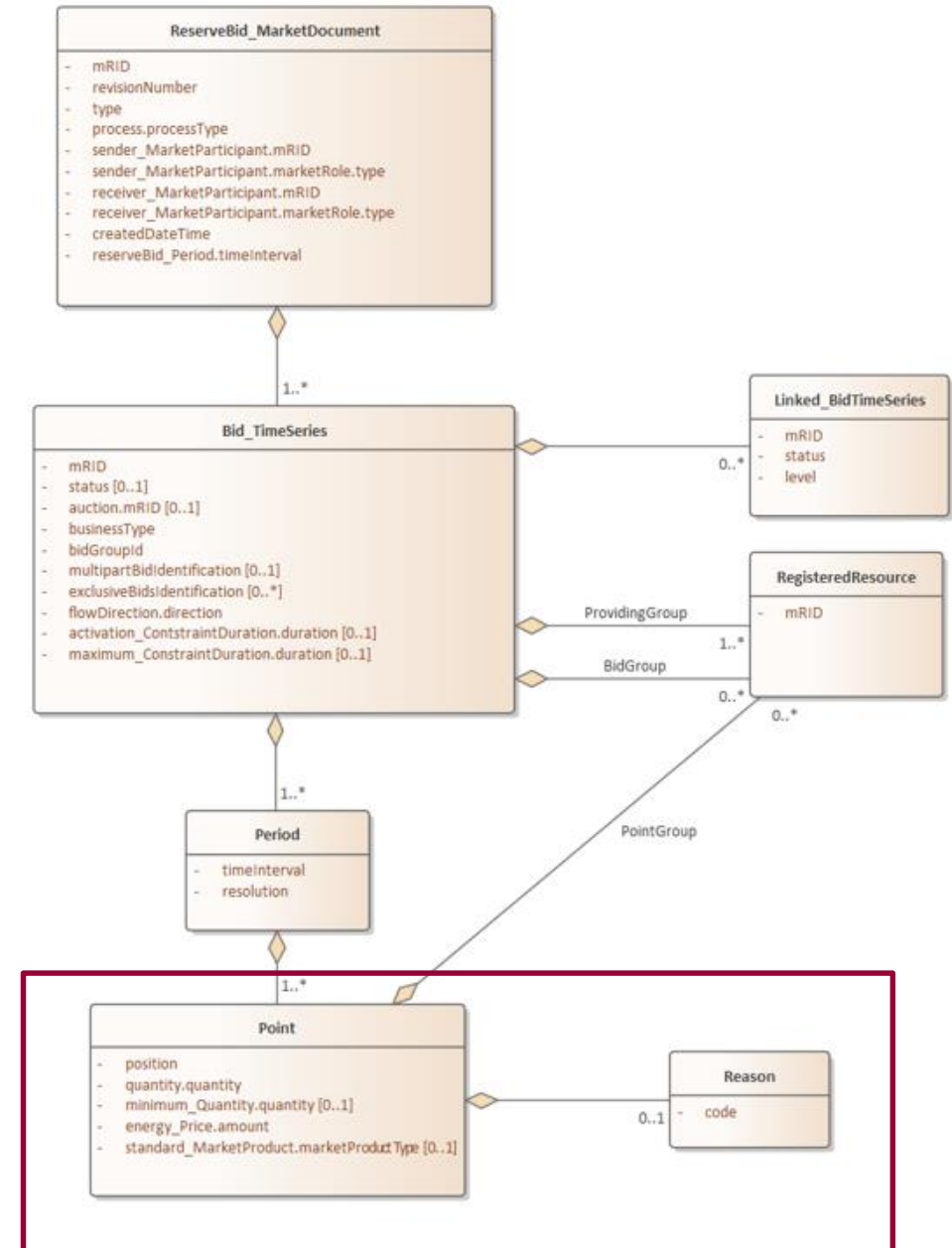
Implementation

mFRR energy bid or redispatching bid message

A bid (point in the message) has the following attributes :


- Quarter-hour (position)
- Offered volume (quantity)
- Minimum volume (minimum quantity)
- Price
- Activation type: Scheduled and Direct activation or Scheduled activation only (*only mFRR*)
- List of Delivery Points (PointGroup) : optional*
- Reason : optional but mandatory in case of update of the bids after Balancing GCT

*The list of Delivery Points is optional. If nothing is indicated, the Delivery Points listed in the BidGroup are considered. If nothing is indicated in the BidGroup, the Delivery Points listed in the Providing Group are considered. This avoids repeating the information for each quarter-hour.



Agenda

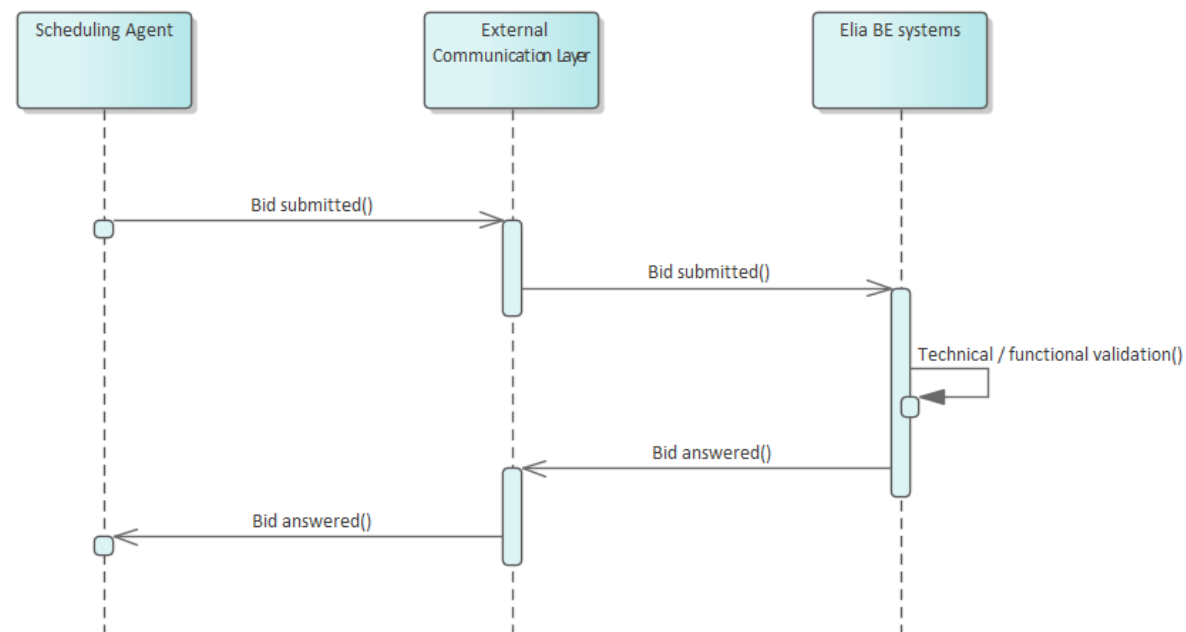
1. Implementation – mFRR and redispatching bid message
- 2. Process – Submission of mFRR energy bids or redispatching bids**
3. Process – Submission of mFRR supporting group
4. Process – Submission of mFRR prequalification bids



Process

Submission of mFRR energy bids or redispatching bids

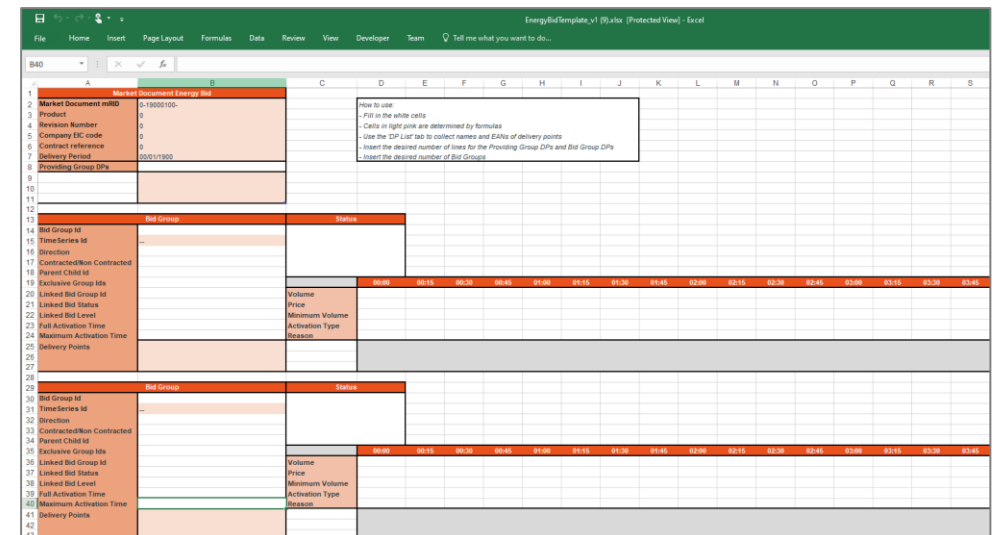
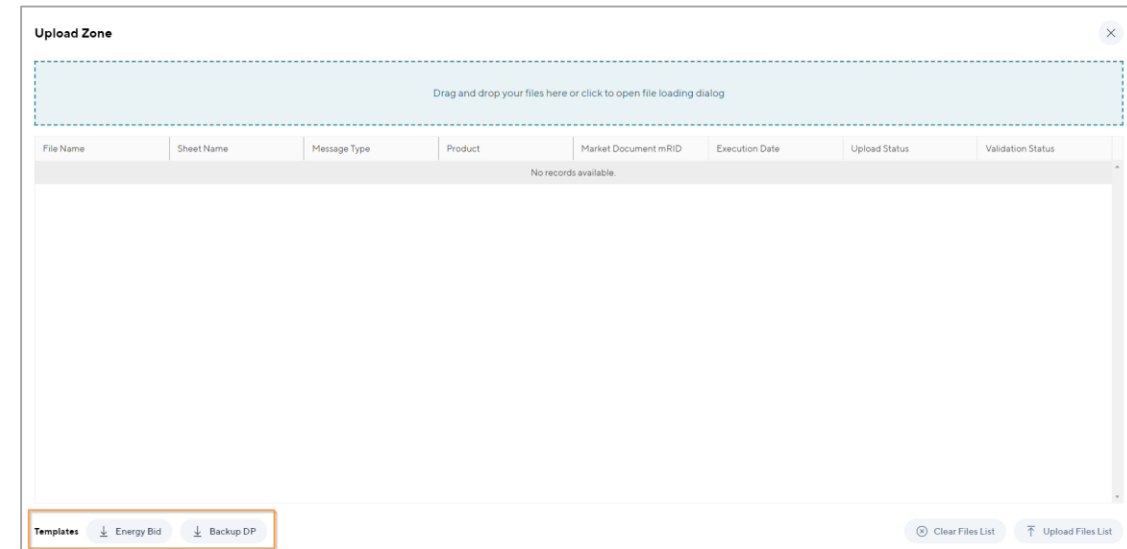
- A ReserveBid_MarketDocument message is used to submit or update bids.
- The Bid message will go through the validation rules and will be answered by Elia through the Confirmation_MarketDocument message.
- Following answers are possible: “fully accepted”, “accepted with warnings”, “waiting for confirmation” or “fully rejected”
- In case the message is “fully accepted”, all bids are validated and considered for activation.
- In case the message is fully rejected, all bids are rejected.



Process


Submission of mFRR energy bids or redispatching bids

- Alternatively the BSP/SA may use the BIPLE web interface to send the message via an excel file
- No answer will be sent by Elia via the External communication layer but the BSP/SA will get the validation status directly in the BIPLE interface
- Excel templates for bid submission can be downloaded from the BIPLE web interface (see 'Upload Zone')



Agenda

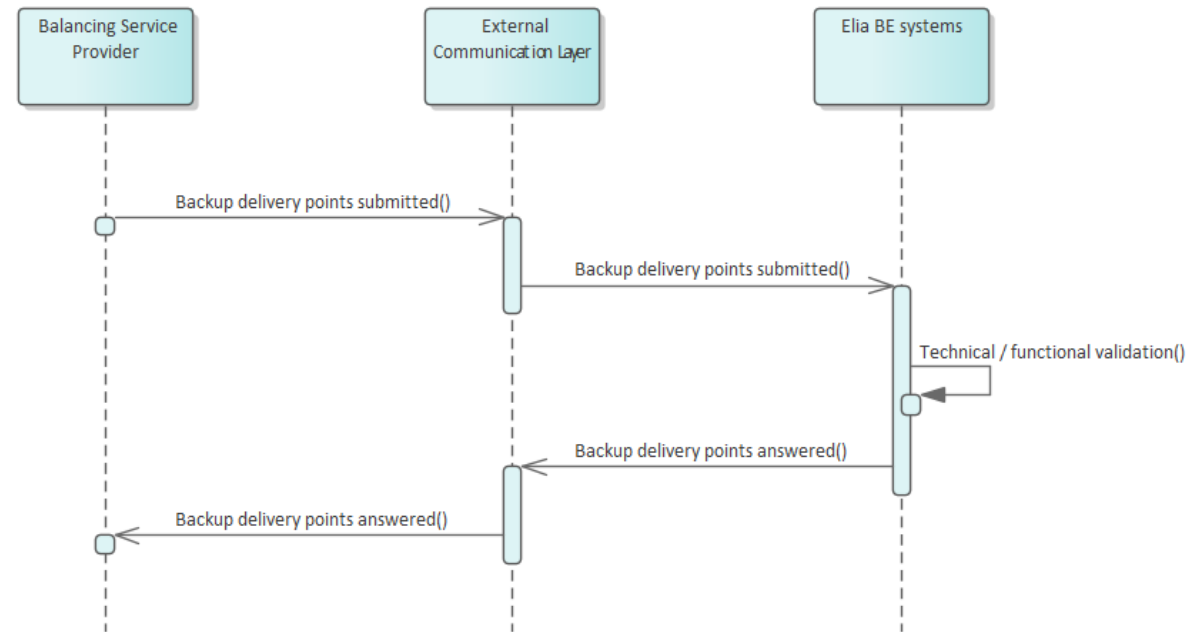
1. Implementation – mFRR and redispatching bid message
2. Process – Submission of mFRR energy bids or redispatching bids
- 3. Process – Submission of mFRR supporting group**
4. Process – Submission of mFRR prequalification bids
5. Demo



Process


Submission of mFRR supporting group

- A BackupDeliveryPoints_MarketDocument message is used to submit or update the mFRR Supporting Group.
- The mFRR Supporting Group message will go through the validation rules and will be answered by Elia through the Confirmation_MarketDocument message.
- Following answers are possible: “fully accepted” or “fully rejected”



Agenda

1. Implementation – mFRR and redispatching bid message
2. Process – Submission of mFRR energy bids or redispatching bids
3. Process – Submission of mFRR supporting group
- 4. Process – Submission of mFRR prequalification bids**
5. Demo

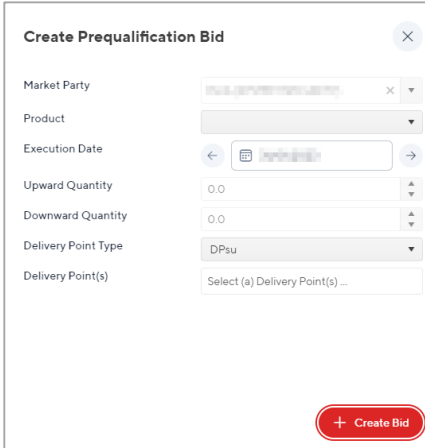
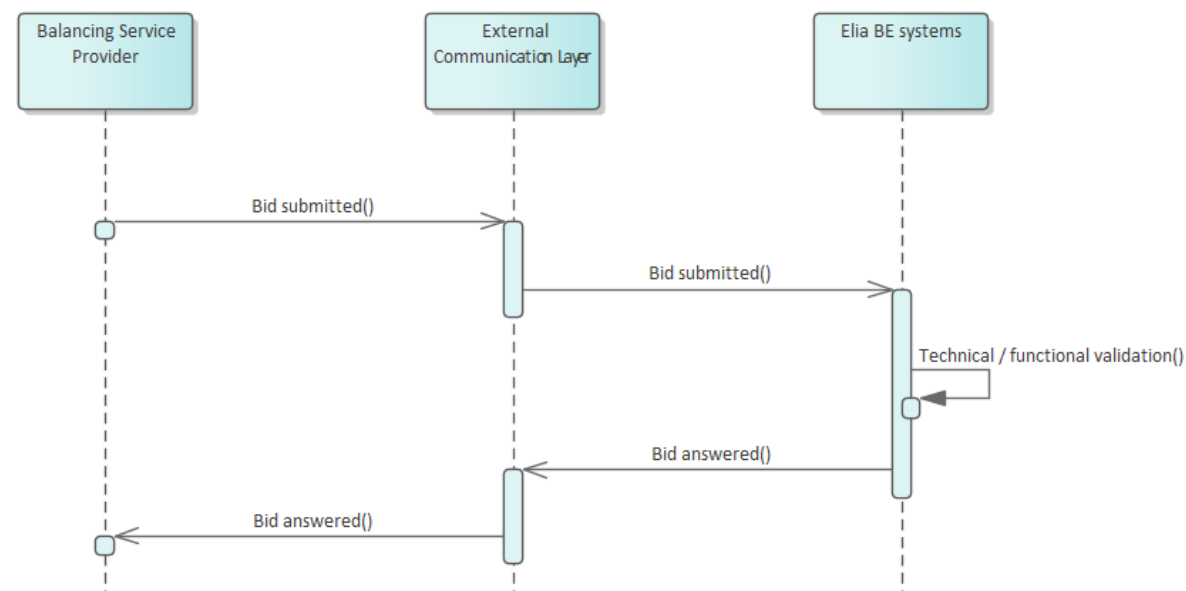


Process


Submission of mFRR prequalification bids

A prequalification bid can be submitted very easily via the BIPLE web interface.

- Alternatively, the BSP may submit the prequalification bid via the External communication layer:
- A ReserveBid_MarketDocument message is used to submit or update an mFRR Prequalification Bid
- The prequalification bid message will go through the validation rules and will be answered by Elia through the Confirmation_MarketDocument message.
- Following answers are possible: “fully accepted” or “fully rejected”

Demo



Demo

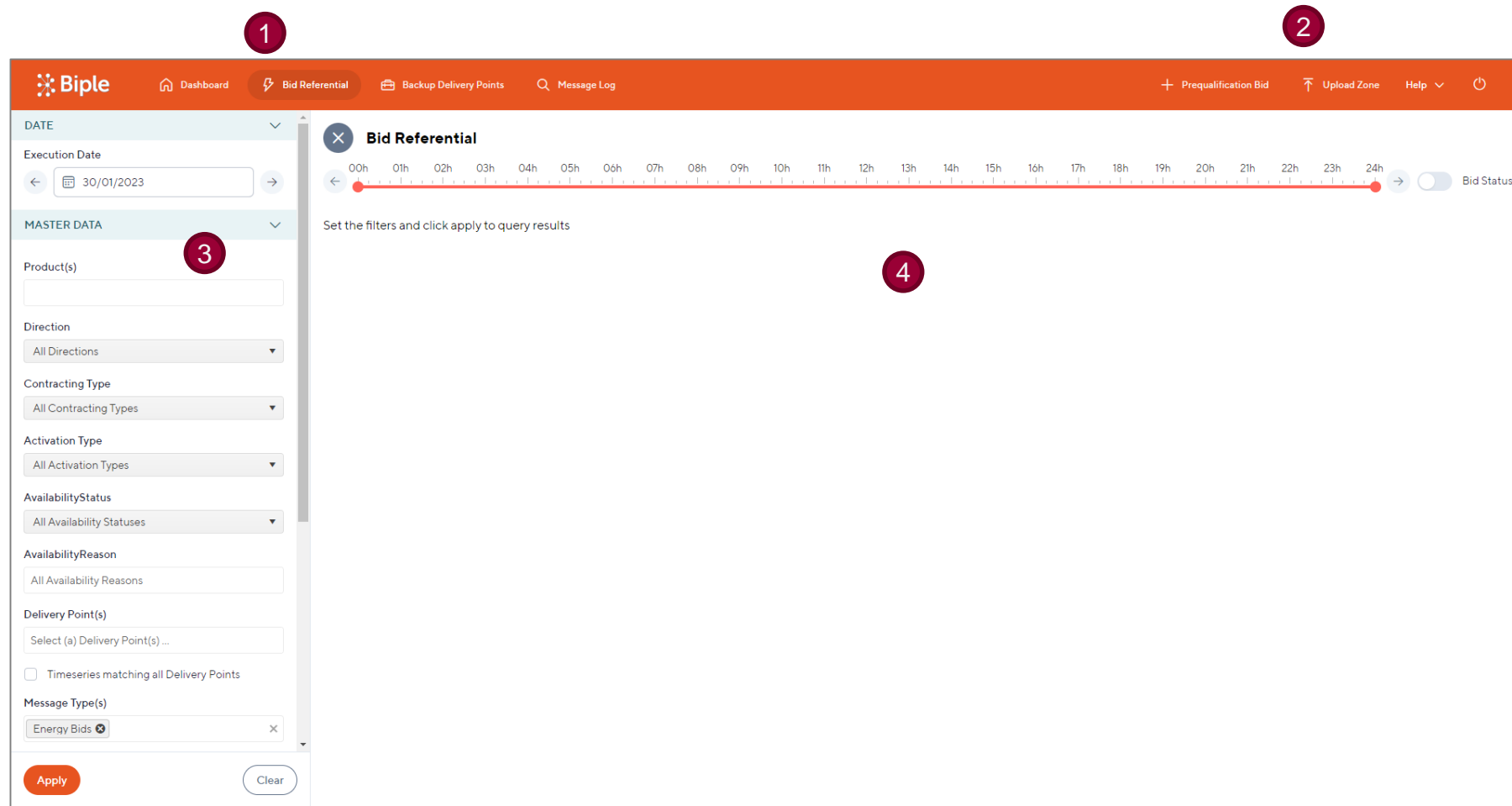
Generic components

1. Sections

2. Actions

3. Filter pane

4. Content screen/grid

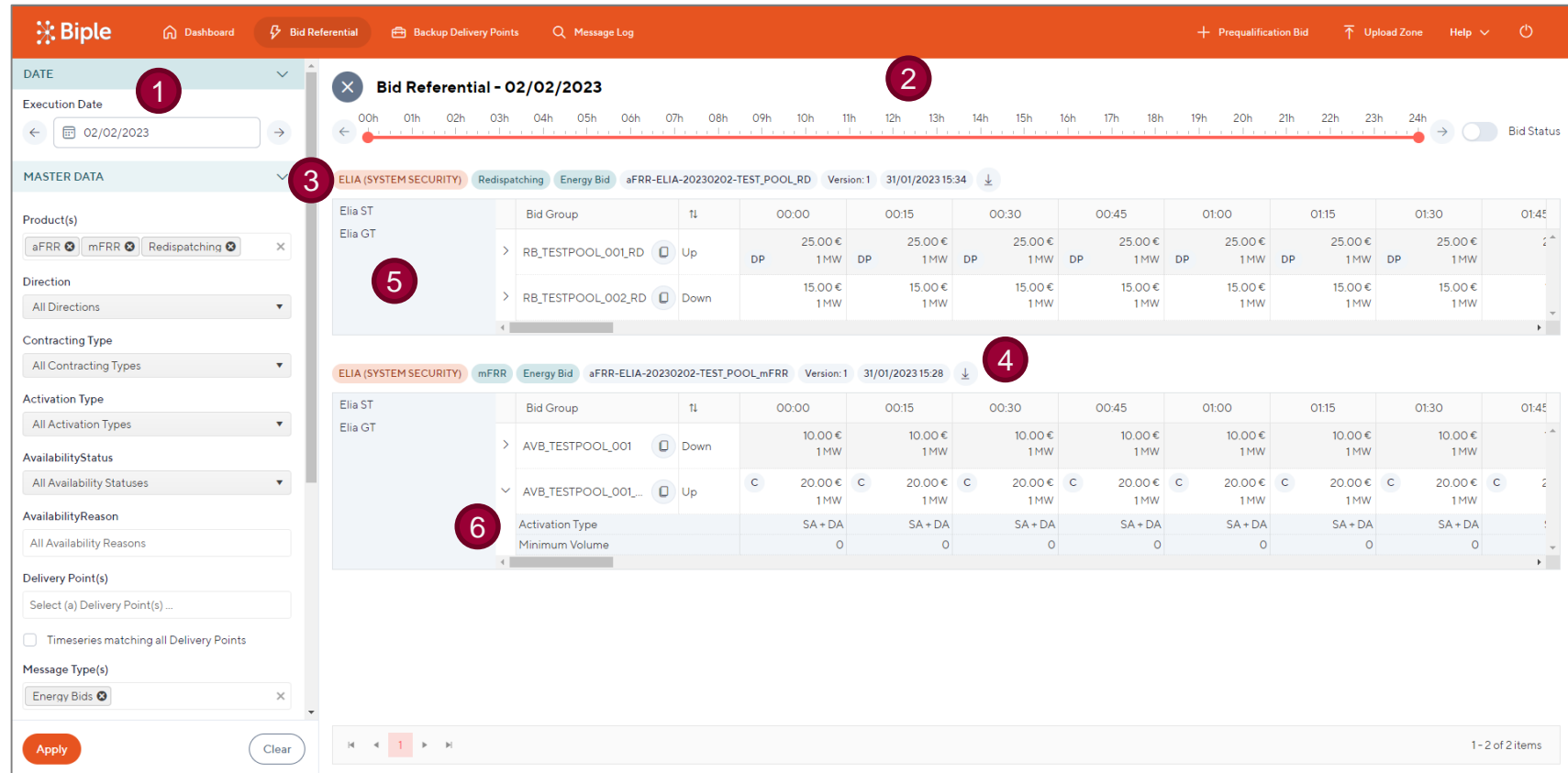


The screenshot shows the Biple Bid Referential interface. At the top, there is a navigation bar with the Biple logo and several menu items: Dashboard, Bid Referential (active), Backup Delivery Points, and Message Log. On the right side of the navigation bar, there are links for Prequalification Bid, Upload Zone, and Help. Below the navigation bar, the main content area is divided into two sections. On the left is a filter pane (labeled 3) with the following sections: DATE (Execution Date: 30/01/2023), MASTER DATA (Product(s), Direction: All Directions, Contracting Type: All Contracting Types, Activation Type: All Activation Types, AvailabilityStatus: All Availability Statuses, AvailabilityReason: All Availability Reasons, Delivery Point(s): Select (a) Delivery Point(s) ..., Timeseries matching all Delivery Points: unchecked), and Message Type(s): Energy Bids. At the bottom of the filter pane are Apply and Clear buttons. On the right is the main content area (labeled 4) titled Bid Referential. It features a time axis from 00h to 24h with a red dot at 24h and a Bid Status toggle. Below the time axis is the text 'Set the filters and click apply to query results'. There are also callouts 1 and 2 pointing to the navigation bar and callout 4 pointing to the main content area.

Demo

Bid referential

1. Filter pane
2. Time range bar
3. Market Document header
4. Download to xlsx
5. Delivery Points
6. Bid details expand/collapse



The screenshot shows the Biple Bid Referential interface. The top navigation bar includes 'Dashboard', 'Bid Referential', 'Backup Delivery Points', and 'Message Log'. The main content area is titled 'Bid Referential - 02/02/2023' and features a time range bar from 00h to 24h. The interface is divided into a left filter pane and a main data table.

1. Filter pane: Located on the left, it includes sections for DATE (Execution Date: 02/02/2023), MASTER DATA (Product(s): aFRR, mFRR, Redispatching; Direction: All Directions; Contracting Type: All Contracting Types; Activation Type: All Activation Types; Availability Status: All Availability Statuses; Availability Reason: All Availability Reasons; Delivery Point(s): Select (a) Delivery Point(s)...; Message Type(s): Energy Bids), and buttons for 'Apply' and 'Clear'.

2. Time range bar: A horizontal bar at the top of the main area showing a 24-hour timeline from 00h to 24h.

3. Market Document header: The header of the main table, showing 'ELIA (SYSTEM SECURITY)', 'Redispatching', 'Energy Bid', 'aFRR-ELIA-20230202-TEST_POOL_RD', 'Version:1', and '31/01/2023 15:34'.

4. Download to xlsx: A download icon (downward arrow) next to the Market Document header.

5. Delivery Points: The table lists delivery points for 'Elia ST' and 'Elia GT'. For 'Elia ST', it shows 'RB_TESTPOOL_001_RD' (Up) and 'RB_TESTPOOL_002_RD' (Down). For 'Elia GT', it shows 'AVB_TESTPOOL_001' (Down) and 'AVB_TESTPOOL_001_...' (Up). Bid prices are listed in columns for various time intervals (00:00, 00:15, 00:30, 00:45, 01:00, 01:15, 01:30, 01:45).

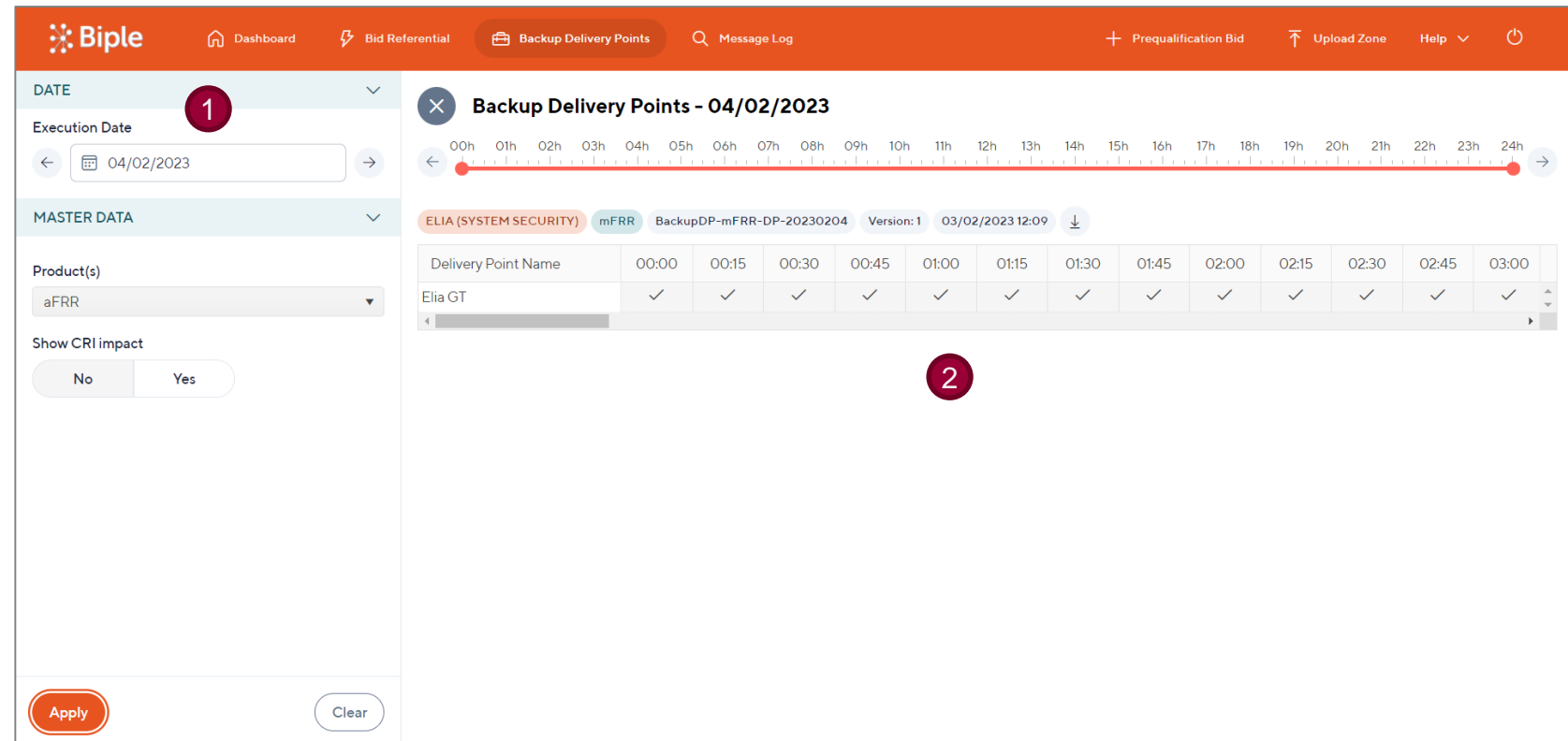
6. Bid details expand/collapse: The table includes expand/collapse icons (chevrons) for each bid group, and a 'Minimum Volume' row at the bottom of the table.

Demo

Backup Delivery Points

1. Filter pane

2. Backup Delivery Points grid



Biple Dashboard Bid Referential Backup Delivery Points Message Log Prequalification Bid Upload Zone Help

DATE 1

Execution Date
04/02/2023

MASTER DATA

Product(s)
aFRR

Show CRI impact
No Yes

Backup Delivery Points - 04/02/2023

00h 01h 02h 03h 04h 05h 06h 07h 08h 09h 10h 11h 12h 13h 14h 15h 16h 17h 18h 19h 20h 21h 22h 23h 24h

ELIA (SYSTEM SECURITY) mFRR BackupDP-mFRR-DP-20230204 Version:1 03/02/2023 12:09

Delivery Point Name	00:00	00:15	00:30	00:45	01:00	01:15	01:30	01:45	02:00	02:15	02:30	02:45	03:00
Elia GT	✓	✓	✓	✓	✓	✓	✓	✓	✓	✓	✓	✓	✓

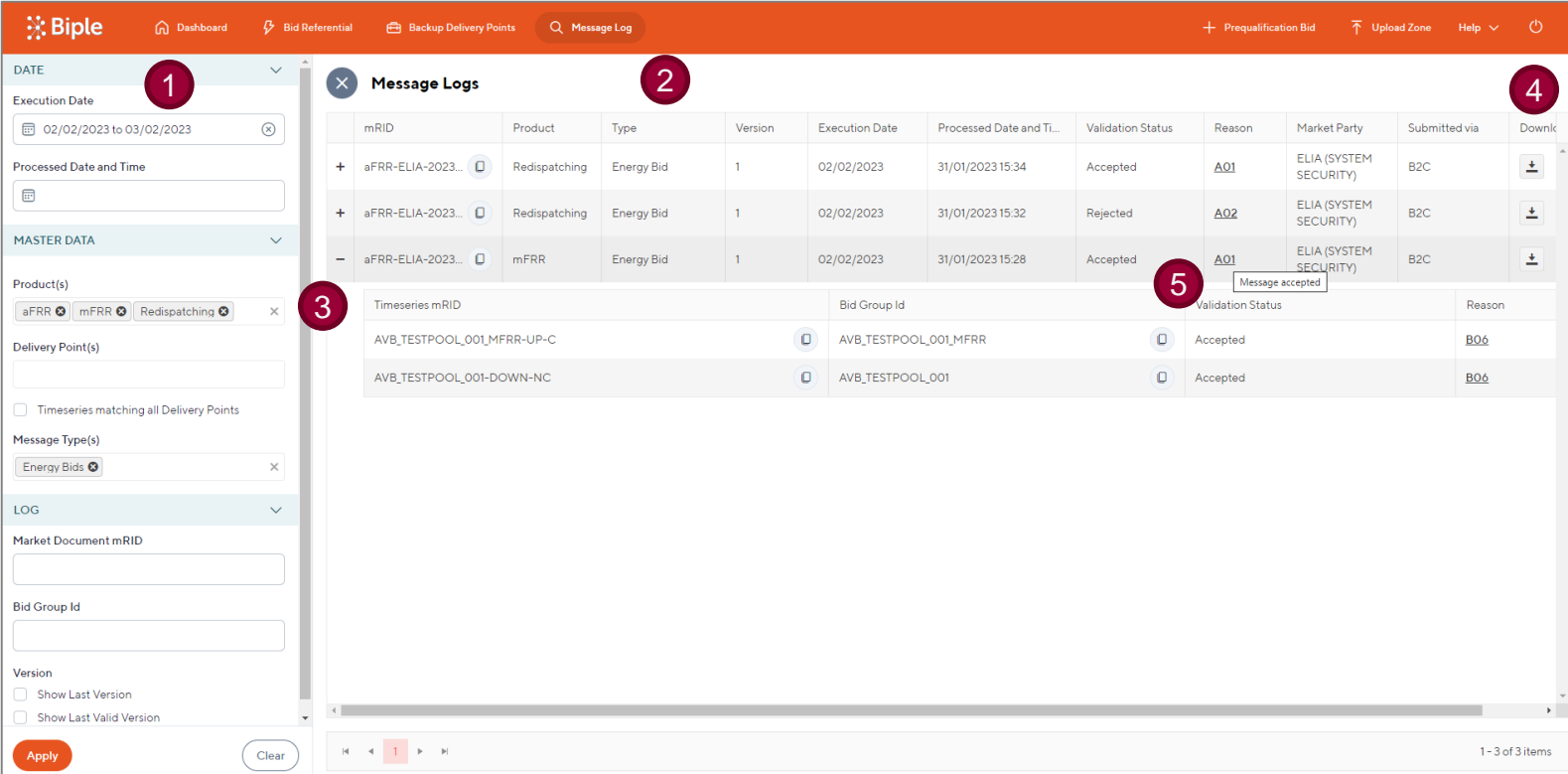
2

Apply Clear

Demo

Message log

1. Filter pane
2. Data grid
3. Timeseries toggle to expand/collapse
4. Download to json
5. Reason code tooltip



The screenshot shows the Biple Message Log interface. The top navigation bar includes 'Biple', 'Dashboard', 'Bid Referential', 'Backup Delivery Points', and 'Message Log'. The main content area is divided into a filter pane on the left and a data grid on the right.

1. Filter pane: Includes sections for 'DATE' (Execution Date: 02/02/2023 to 03/02/2023), 'Processed Date and Time', 'MASTER DATA' (Product(s): aFRR, mFRR, Redispatching; Delivery Point(s); Message Type(s): Energy Bids), and 'LOG' (Market Document mRID, Bid Group Id, Version: Show Last Version, Show Last Valid Version). Buttons for 'Apply' and 'Clear' are at the bottom.

2. Data grid: A table with columns: mRID, Product, Type, Version, Execution Date, Processed Date and Time, Validation Status, Reason, Market Party, Submitted via, and Download. It contains three rows of bid data.

3. Timeseries toggle: A toggle switch next to the 'mRID' column header, which is currently turned on.

4. Download to json: A download icon (downward arrow) in the 'Download' column of the first row.

5. Reason code tooltip: A tooltip 'Message accepted' is displayed over the 'Reason' cell 'A01' of the third row.

mRID	Product	Type	Version	Execution Date	Processed Date and Time	Validation Status	Reason	Market Party	Submitted via	Download
+ aFRR-ELIA-2023...	Redispatching	Energy Bid	1	02/02/2023	31/01/2023 15:34	Accepted	A01	ELIA (SYSTEM SECURITY)	B2C	Download
+ aFRR-ELIA-2023...	Redispatching	Energy Bid	1	02/02/2023	31/01/2023 15:32	Rejected	A02	ELIA (SYSTEM SECURITY)	B2C	Download
- aFRR-ELIA-2023...	mFRR	Energy Bid	1	02/02/2023	31/01/2023 15:28	Accepted	A01	ELIA (SYSTEM SECURITY)	B2C	Download

Expanded view of the third row (mRID: - aFRR-ELIA-2023...):

Timeseries mRID	Bid Group Id	Validation Status	Reason
AVB_TESTPOOL_001_MFRR-UP-C	AVB_TESTPOOL_001_MFRR	Accepted	B06
AVB_TESTPOOL_001-DOWN-NC	AVB_TESTPOOL_001	Accepted	B06

Page navigation: 1 - 3 of 3 items

Demo

Upload zone

1. Grid

2. Templates

Upload Zone
✕

Drag and drop your files here or click to open file loading dialog

File Name	Sheet Name	Message Type	Product	Market Document ...	Execution Date	Upload Status	Validation Status
20230205 - Testpool mFRR.xlsx	Energy Bid Template	Energy Bid	mFRR	aFRR-ELIA-20230205-TEST_POOL_mFRR	05/02/2023	☑	Accepted
20230205 - Testpool RD.xlsx	Energy Bid Template	Energy Bid	Redispatching	aFRR-ELIA-20230205-TEST_POOL_RD	05/02/2023	☑	Accepted

Templates

↓ Energy Bid
↓ Backup DP

✕ Clear Files List
↑ Upload Files List

Demo

B2C Energy Bid Template

- Front
- Energy Bid Template
- DP List

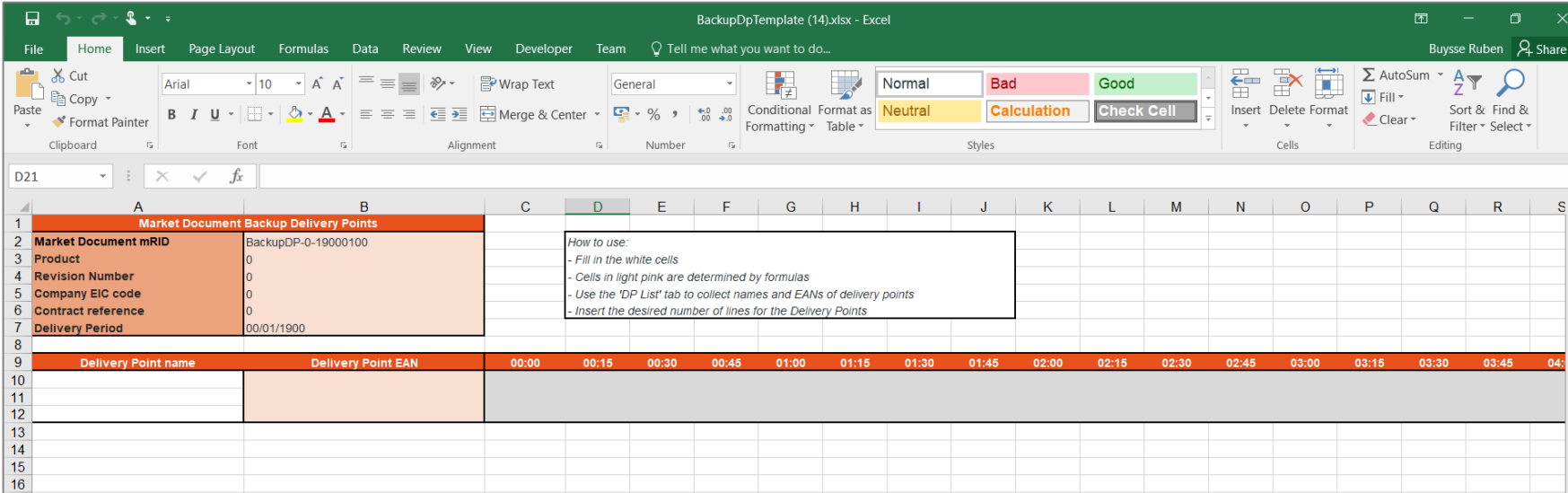
EnergyBidTemplate_v1 (9).xlsx [Protected View] - Excel

	A	B	C	D	E	F	G	H	I	J	K	L	M	N	O	P	Q	R	S
1	Market Document Energy Bid																		
2	Market Document mRID	0-19000100-		<p>How to use:</p> <ul style="list-style-type: none"> - Fill in the white cells - Cells in light pink are determined by formulas - Use the 'DP List' tab to collect names and EANs of delivery points - Insert the desired number of lines for the Providing Group DPs and Bid Group DPs - Insert the desired number of Bid Groups 															
3	Product	0																	
4	Revision Number	0																	
5	Company EIC code	0																	
6	Contract reference	0																	
7	Delivery Period	00/01/1900																	
8	Providing Group DPs																		
9																			
10																			
11																			
12																			
13	Bid Group		Status																
14	Bid Group Id																		
15	TimeSeries Id	-																	
16	Direction																		
17	Contracted/Non Contracted																		
18	Parent Child Id																		
19	Exclusive Group Ids			00:00	00:15	00:30	00:45	01:00	01:15	01:30	01:45	02:00	02:15	02:30	02:45	03:00	03:15	03:30	03:45
20	Linked Bid Group Id																		
21	Linked Bid Status																		
22	Linked Bid Level																		
23	Full Activation Time																		
24	Maximum Activation Time																		
25	Delivery Points																		
26																			
27																			
28																			
29	Bid Group		Status																
30	Bid Group Id																		
31	TimeSeries Id	-																	
32	Direction																		
33	Contracted/Non Contracted																		
34	Parent Child Id																		
35	Exclusive Group Ids			00:00	00:15	00:30	00:45	01:00	01:15	01:30	01:45	02:00	02:15	02:30	02:45	03:00	03:15	03:30	03:45
36	Linked Bid Group Id																		
37	Linked Bid Status																		
38	Linked Bid Level																		
39	Full Activation Time																		
40	Maximum Activation Time																		
41	Delivery Points																		
42																			
43																			

Demo

B2C Backup DP Template

- Front
- Backup DP Template
- DP List

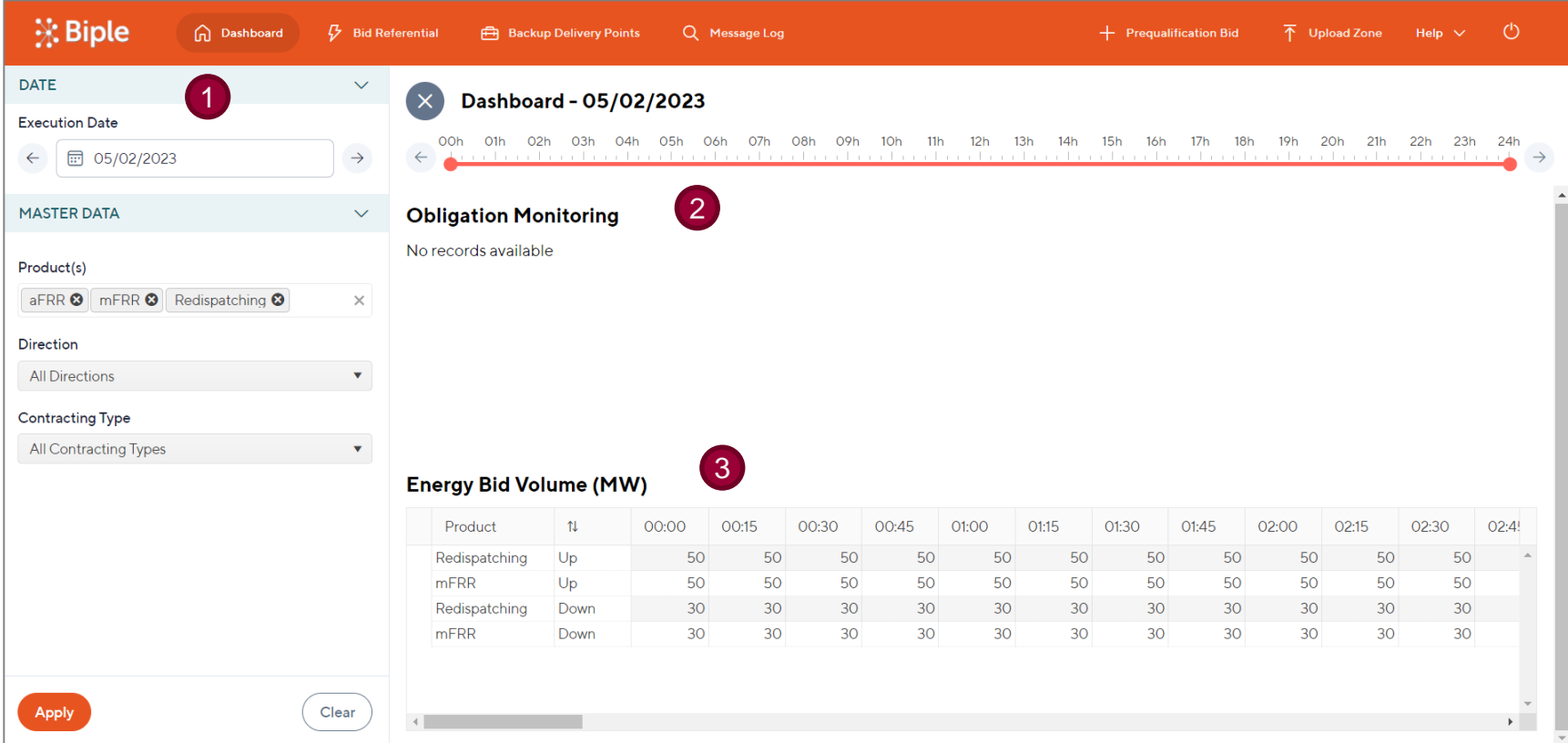


Market Document Backup Delivery Points		C	D	E	F	G	H	I	J	K	L	M	N	O	P	Q	R	S
Market Document mRID	BackupDP-0-19000100		How to use: - Fill in the white cells - Cells in light pink are determined by formulas - Use the 'DP List' tab to collect names and EANs of delivery points - Insert the desired number of lines for the Delivery Points															
Product	0																	
Revision Number	0																	
Company EIC code	0																	
Contract reference	0																	
Delivery Period	00/01/1900																	
Delivery Point name	Delivery Point EAN	00:00	00:15	00:30	00:45	01:00	01:15	01:30	01:45	02:00	02:15	02:30	02:45	03:00	03:15	03:30	03:45	04:00

Demo

Dashboard

1. Filter pane
2. Obligation monitoring grid
3. Energy Bid Volume grid



The screenshot shows the Biple dashboard interface. The top navigation bar includes the Biple logo and several menu items: Dashboard, Bid Referential, Backup Delivery Points, Message Log, Prequalification Bid, Upload Zone, and Help. The main content area is divided into three sections:

- Filter pane (1):** Located on the left, it includes:
 - DATE:** Execution Date set to 05/02/2023.
 - MASTER DATA:** Product(s) set to aFRR, mFRR, and Redispatching; Direction set to All Directions; Contracting Type set to All Contracting Types.
 - Buttons for Apply and Clear.
- Obligation Monitoring (2):** A timeline view for 05/02/2023 showing a red bar from 00h to 24h. Below the timeline, it states "No records available".
- Energy Bid Volume (MW) (3):** A table showing bid volume data for different products and directions.

Product	Direction	00:00	00:15	00:30	00:45	01:00	01:15	01:30	01:45	02:00	02:15	02:30	02:45
Redispatching	Up	50	50	50	50	50	50	50	50	50	50	50	50
mFRR	Up	50	50	50	50	50	50	50	50	50	50	50	50
Redispatching	Down	30	30	30	30	30	30	30	30	30	30	30	30
mFRR	Down	30	30	30	30	30	30	30	30	30	30	30	30

Thank you.

